



2017 NEW YORK STATE EXAMS

Success Academy: #1 in New York

With 46 schools and 15,500 students this year, the Success Academy network is now the size of the state's 7th largest school district. On this year's state exams, 95% of Success students passed math and 84% passed ELA — making Success #1 for student achievement in New York State.

The State's Top School Districts

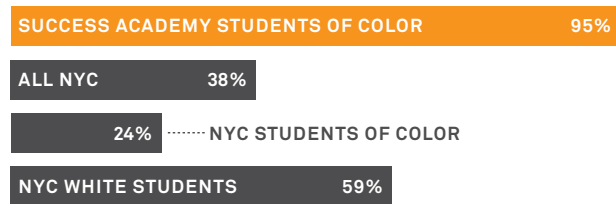
| | | |
|--|--|--|
| <p>#1 Success Academy Enrollment: 14,000* Household Income: \$32,191 Funding per pupil: \$14,027 * 2016-17</p> | <p>86% BLACK & HISPANIC 6% WHITE 3% ASIAN 5% MULTIRACIAL / OTHER</p> | <p>95% Passed Math 84% Passed ELA</p> |
| <p>#2 Jericho Enrollment: 2,999 Household Income: \$151,729 Funding per pupil: \$40,832</p> | <p>65% ASIAN 29% WHITE 5% BLACK & HISPANIC 2% MULTIRACIAL / OTHER</p> | <p>85% Passed Math 81% Passed ELA</p> |
| <p>#3 East Williston Enrollment: 1,711 Household Income: \$161,750 Funding per pupil: \$33,650</p> | <p>58% WHITE 33% ASIAN 7% BLACK & HISPANIC 2% MULTIRACIAL / OTHER</p> | <p>84% Passed Math 77% Passed ELA</p> |
| <p>#4 Syosset Enrollment: 6,247 Household Income: \$165,360 Funding per pupil: \$32,962</p> | <p>43% WHITE 51% ASIAN 4% BLACK & HISPANIC 2% MULTIRACIAL / OTHER</p> | <p>82% Passed Math 76% Passed ELA</p> |
| <p>#5 Chappaqua Enrollment: 3,840 Household Income: \$129,375 Funding per pupil: \$29,339</p> | <p>75% WHITE 13% ASIAN 6% BLACK & HISPANIC 6% MULTIRACIAL / OTHER</p> | <p>82% Passed Math 75% Passed ELA</p> |
| <p>#6 Scarsdale Enrollment: 4,775 Household Income: \$291,542 Funding per pupil: \$29,251</p> | <p>66% WHITE 20% ASIAN 6% BLACK & HISPANIC 8% MULTIRACIAL / OTHER</p> | <p>82% Passed Math 74% Passed ELA</p> |

Success Academy is not technically a school district; it's a charter management organization that operates public charter schools.
 Demographic data based on 2017 test takers in grades 3-8 from NYSED
 Success Academy enrollment is from 2016-17 and enrollment from other districts reflects 2015-16 according to NYSED (most recent data available)
 Ranks are calculated based on the average of pass rates in ELA and math
 For Success Academy, household income is based on the median family income for the Census tract of every test taker. For other districts, household income refers to the median income for all families in the municipality, according to the Census

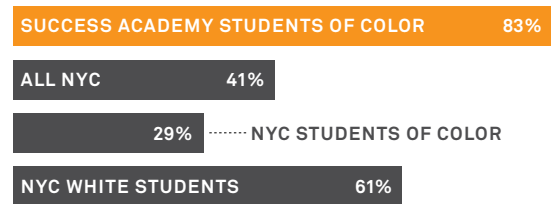
Success Academy Is a Lifeline for NYC's Students of Color

In NYC's highly segregated and unequal school system, most low-income students of color are concentrated in the city's worst schools, and tragically many never learn to read or do math. This year, 350,000 black and Hispanic district school students failed to pass the state exams. Yet, in these same neighborhoods — often in the same buildings — Success Academy students of color passed at dramatically higher rates — 95% passing math, 83% passing ELA — rivaling the city's top ranked schools in affluent white neighborhoods.

Math



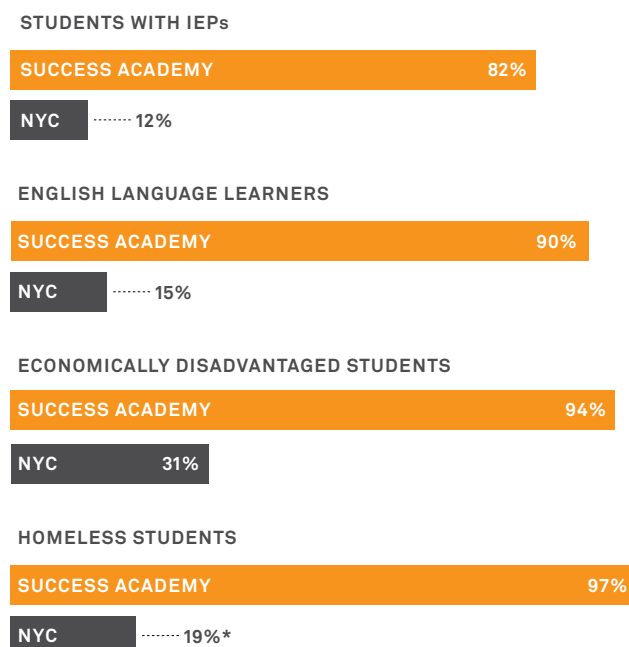
ELA



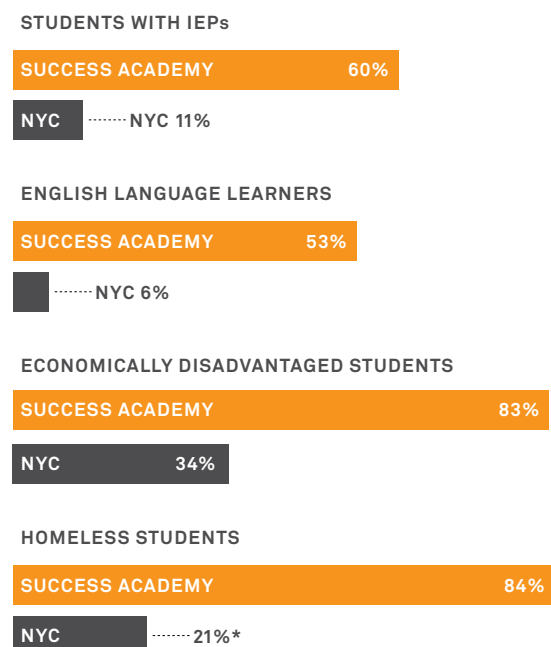
Closing the Gap Across All Groups

Success Academy's child-centered approach to education ensures that scholars from all demographics, as well as those with diverse needs and challenges, can achieve at high levels, far surpassing their district school peers.

Math Pass Rates by Sub-group



ELA Pass Rates by Sub-group



*From 2015-16